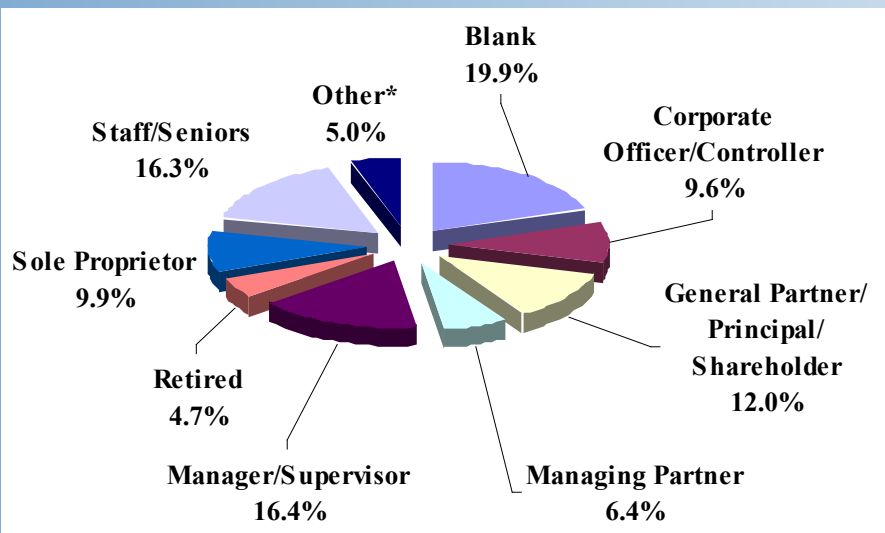


Membership Demographics...



There are close to 13,500 CPAs licensed in Massachusetts; the MA Board of Public Accountancy estimates 1,200 - 1,500 accounting firms (this does not include sole practitioners). **The Society services 1,913 public firms (including sole practitioners) and 1,865 business & industry organizations.**



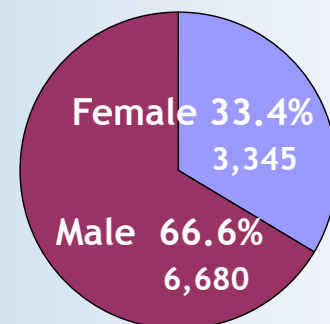
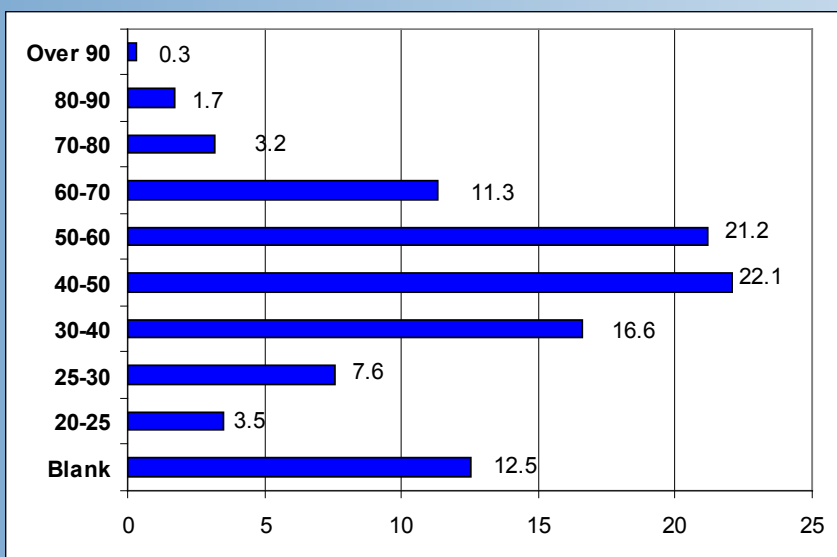
*Other includes small percentages of Attorneys, Consultants, Faculty, Leave-of-Absence and Presidents.

Member General Business:

- 9.1% Other*
- 1.4% Educational Institution
- 22.1% General Industry
- 1% Government Agency
- 66.4% Public Accounting
 - 42% Multiple Owners
 - 20.7% Big 4 Firm
 - 19.5% Sole Proprietor
 - 13.5% Regional Firm
 - 4.3% National Firm

*Other includes members who are retired, unemployed, taking a leave-of-absence, no firm affiliation, etc.

81.5% of the Society's membership holds a license in Massachusetts.



The MSCPA currently represents over 10,000 CPAs and accounting professionals from a variety of backgrounds. Feel welcome to call the Society for more specific demographical breakdowns.
Current as of December 2008